



ENGINEERED FLOORING

LMA TIMBER REFERENCE GUIDE

JANUARY 2023

PENTARCH METALLON XL™ ENVELOPES THE EARTHY BEAUTY OF TIMBER FLOORING AND CONTEMPORARY AESTHETICS OF PRECIOUS METALS, CREATING A TRULY INDULGENT SYNERGY.

metallon XL™

With click lock installation, metallon XL™ seamlessly integrates into your space. Pre-finishing minimises the extra work required and allows for versatility with its ability to be sanded back to reveal a more natural Blackbutt finish.

- Available in beautiful Australian Blackbutt
- No mess and fumes from sanding and finishing
- Low sheen high quality European UV cured acrylic lacquer
- Minimum 100gsm film build, for better wearability
- Easy installation over multiple surface types
- Features the UNICLIC® locking system on all four sides
- Unique colour and grain variations to suit any requirements
- Graded to AS 2796.2 Standard and better – PEFC Certified

Specifications

Size	186mm x 14mm
Board Lengths	up to 2200mm
Film Build	Min 100gsm
Wear Layer (Nominal)	3mm
Grade	Standard and Better
Species	Blackbutt (Janka 8.9)
Edge	Micro bevelled long edge
Finish	Wire brushed textured surface



Tungsten




Copper


Colours



Aztec White




Sterling



Quicksilver



Copper



Tungsten

Installation

metallon XL™ engineered flooring can be glued or “floated” over any level subfloor such as a concrete slab, particleboard or plywood sheeting or over old timber floors or tiles.





PENTARCH ENGINEERED FLOORING BRINGS THE SOPHISTICATION AND WARMTH OF REAL TIMBER TO A HOME

The Beauty of Timber Flooring, Engineered to Perfection

Pentarch Engineered Flooring brings the sophistication and warmth of real timber to a home in a range of unique Australian hardwood timber species.

Pentarch Engineered Flooring is designed with a quality multi-layer construction, providing a stable timber floor with easy installation over a number of surfaces.

Flexibility of Design

With open plan interiors becoming the norm and large living spaces dominating home design, flooring trends are now leaning to wide board flooring and they are popular with consumers, interior designers and architects alike. Pentarch Engineered Flooring is supplied in two popular widths – 134mm and 186mm wide board.

Pentarch Engineered Flooring is graded to AS 2796.2 Standard and better.

Care & Maintenance

- An advantage of a beautiful Pentarch Engineered Floor is that it is easy to keep clean. However, regular maintenance will ensure a lifetime of beauty so keep the following care and maintenance tips in mind.
- For daily cleaning, use dry methods such as vacuuming and sweeping. To remove stubborn dirt, use a well-rung mop and a pH neutral cleaner. Do not clean timber floors with a steam mop.
- Place doormats at entrances, non-slip rugs in high-wear areas and protective pads under furniture legs.
- Do not use abrasive brushes, steel wool, soap detergents or ammonia based cleaners.
- Take care when moving appliances and furniture by placing them on a sturdy mat to slide into position.

Solid Grounds for Choosing Pentarch Engineered Flooring

- Pentarch Engineered Flooring 134mm is prefinished with seven layers of matte finish 10% gloss UV cured acrylic coating, while the 186mm is coated with a 10% UV cured acrylic matte and brushed for added texture.
- The 3mm nominal hardwood top layer allows re-sanding and re-coating for a long service life.
- The board has a 4 side UNICLIC® profile for a tight board-to-board fit and consistent finish.
- The clear coating highlights the natural colour and timber features.
- No mess and fumes from sanding and finishing.
- Pentarch Engineered Flooring can be walked on within hours of installation.
- Can be glued or 'floated' over a level subfloor such as a concrete slab, particleboard or plywood sheeting or over old timber floors or tiles. For further information see the Pentarch Engineered Flooring Installation Guide.
- A variety of quality underlays can be installed with Pentarch Engineered Flooring to provide a range of flooring solutions such as floor leveling, cushioning and acoustic properties.






Blackbutt 186mm

Our Range


Pentarch Engineered Flooring is prefinished so there is no dust or fumes and a quick installation, designed for Australian lifestyles.



Blackbutt*
(134mm and 186mm)



Spotted Gum*
(134mm and 186mm)



Sydney Blue Gum*
(134mm only)

*Please note up to six short boards per pack

ENGINEERED HERRINGBONE PARQUETRY

Features and Benefits

- Coated with a 10% UV cured acrylic matte and brushed for added texture
- The 3mm nominal hardwood top layer allows re-sanding and re-coating for a long service life
- Each board is end matched and tongue and grooved for a tight board-to-board fit and consistent finish
- The clear coating highlights the natural colour and timber finishes
- No mess and fumes from sanding and finishing

Installation Requirements

Pentarch Engineered Herringbone Parquetry™ must be glued down over a level subfloor such as a concrete slab, particleboard or plywood sheeting or over old timber floors. For further information, see the Pentarch Engineered Herringbone Parquetry™ installation guide. It is recommended that parquetry flooring is installed by a professional as it requires specific methodology and equipment.

Specifications

Board Size	670 x 134 x 14mm
m ² Per Board	0.089
Boards Per Box	12 (6 left and 6 right boards)
m ² Per Box	1.077
Boxes Per Pallet	44
m ² Per Pallet	47.403

Species

Blackbutt



Spotted Gum



Grade – Standard & Better

Carefully graded to include the most interesting and moderate timber characteristics. This grade offers a minimum level of natural features suited to most design styles.





metallon XL™



Quicksilver

Care & Maintenance

With regular care and maintenance, you can enjoy a lifetime of beauty with your Pentarch Engineered Flooring.

- For daily cleaning, use dry methods such as vacuuming and sweeping. To remove stubborn dirt, use a well-rung mop and a pH neutral cleaner. Do not clean timber floors with a steam mop.
- Place doormats at entrances, non-slip rugs in high-wear areas and protective pads under furniture legs.
- Do not use any abrasive brushes, steel wool, soap detergents or ammonia based cleaners.
- Always take care when moving appliances and furniture by placing them on a sturdy mat to slide into position.



Sustainably Grown. Australian Made.

Note: Variations within a timber species are normal, therefore photographs, samples and displays can only be indicative of colour and should not be used for final selection. It is normal for natural timber products to react to changes in atmospheric and environmental conditions such as humidity and temperature.

www.lmatimber.co.nz/flooring

Phone: 027 255 4345

©2023 PENTARCH FORESTRY PTY LTD (ABN 22 159 663 420). Pentarch Forestry and the Pentarch Forestry logo are trade marks or registered trade marks of PENTARCH FORESTRY PTY LIMITED or one of its subsidiaries. PEN_0102



LMAtimber
sustainable · architectural



PENTARCH
FORESTRY™